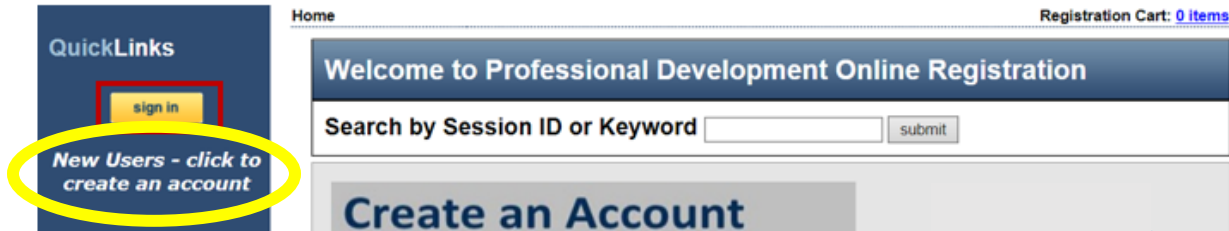


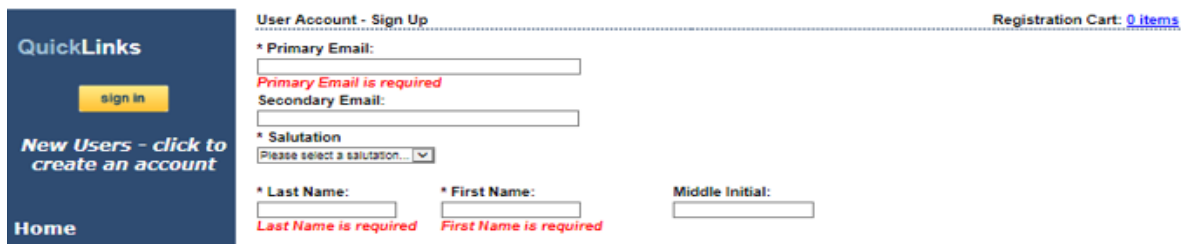
Steps to Register for an ESC-20 Parent Training or Webinar

Creating a New Account:

1. Go to www.esc20.net.
2. Scroll down to click on Connect 20.  Connect20




3. Click the link that says **New Users—click here to create an account.**
4. Enter Information.



5. Click the **Save Record** button to create an account.
6. Once the record has been created you will be logged in and taken back to the home page.

NOTE: Save your username (email address) and password used to create this account. This information is how you will register for future sessions.

To Register with an Existing Account:

1. Go to www.esc20.net.
2. Scroll down to click on Connect 20.  Connect20
3. Click on **Sign In.**
4. Type in session ID# or webinar session ID# in search by box.
5. Follow steps to register.
6. You will receive a registration confirmation email.

Registration Questions?
Contact: ESC-20 Registration
(210) 370-5371
registration@esc20.net



FAMILY ENGAGEMENT
EDUCATION SERVICE CENTER • REGION 20