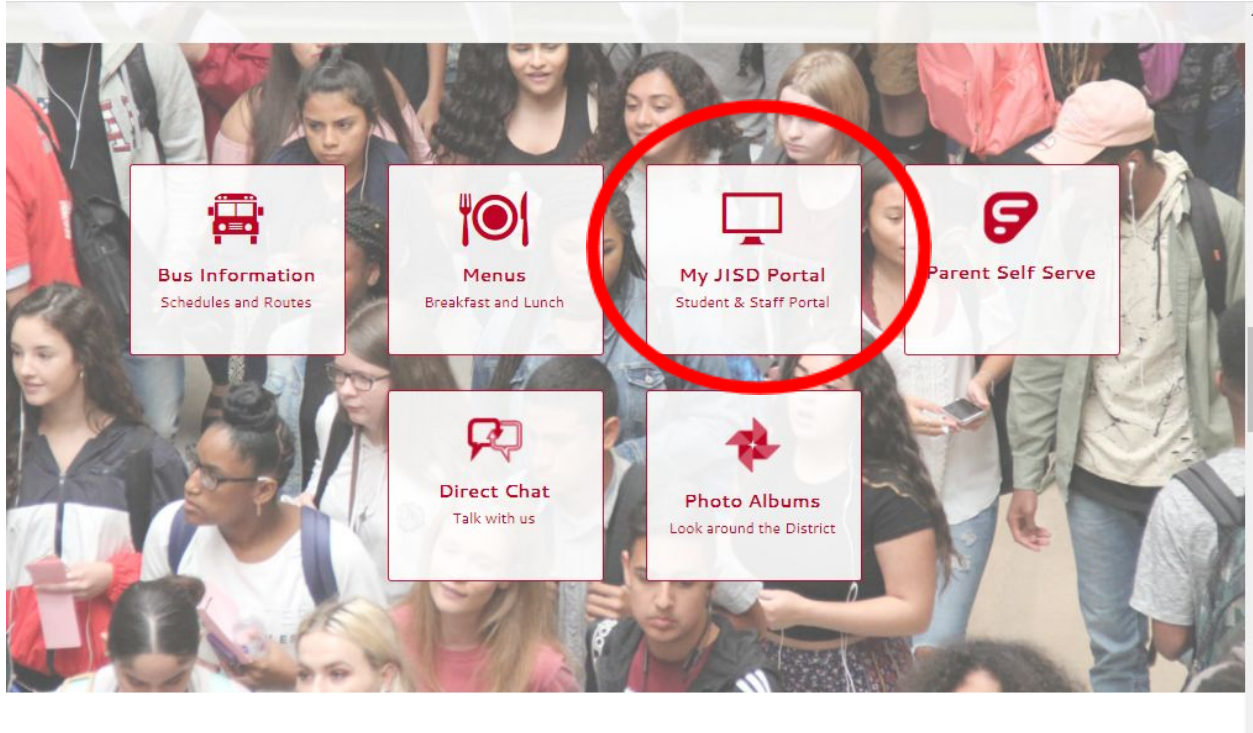
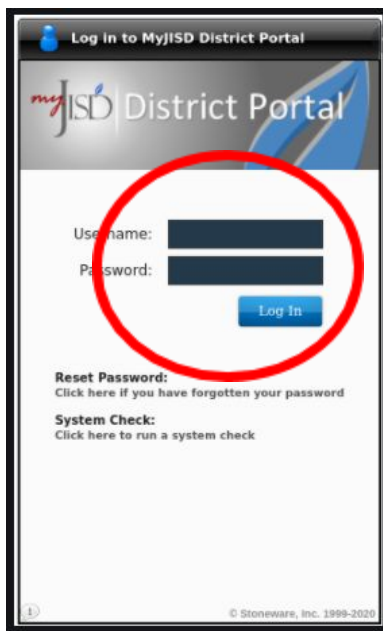


## **Student Classroom Login Instructions**


**Step 1: Go to judsonisd.org and look at the bottom of the Home Page for the link to the student portal.**



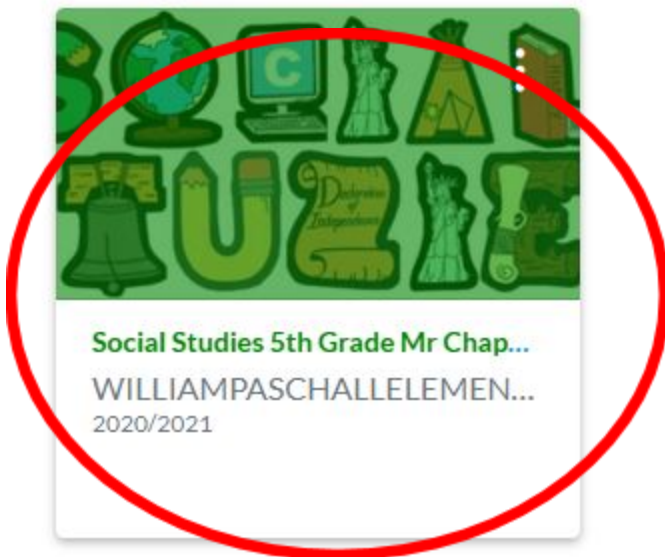
**Step 2: Use the student's login info to get into the Judson ISD portal**



Step 3: Look for the red “CANVAS” login tile. It may not be on the first page, so use the arrow at the bottom to toggle between pages (ex: Home, Home 2, Home 3, My Tiles, etc.). \*\*It may send you to something called “Clever” after this step. You shouldn’t have to enter anything here. There should be a button to click and that’s it.



Step 4: Once in CANVAS, find the “Social Studies” tile and click on it.



Step 5: Finally, just scroll down the page and find the image that says "Zoom Expectations". This is the link to use daily to enter my Zoom classroom. Hope to see you there!!

