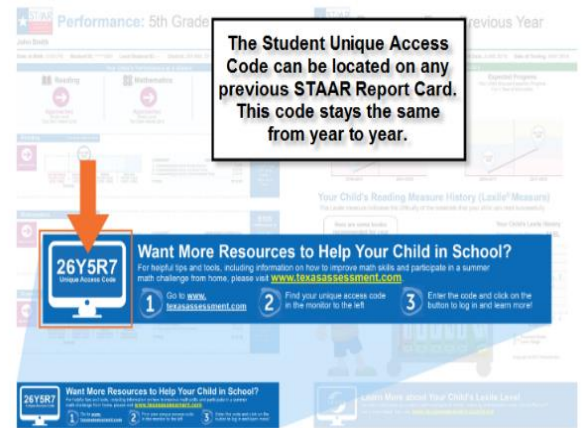
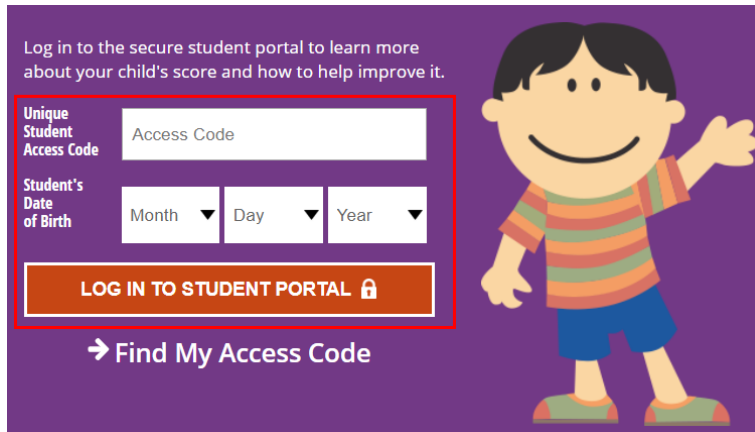


# Accessing Student State Assessment Results

**STEP 1** Go to [www.texasassessment.com](http://www.texasassessment.com)

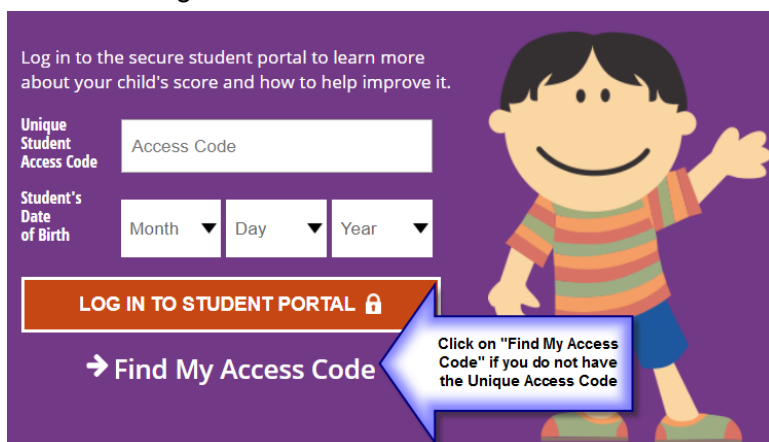
**STEP 2**

- You will need the student’s **Unique Access Code** and **Date of Birth**
- Enter the information in the boxes
- Click **Log In to Student Portal** to view test results



**STEP 2b**

- If you do not have the Unique Student Access Code, click on **Find My Unique Access Code**
- Enter the student’s **First Name**, **SSN** and **DOB**
  - **HINT:** There is a **10-character limit** on the first name. For example, if the student’s first name is Christopher, it will need to be entered as “CHRISTOPHE”
  - **HINT:** The SSN or State Issued ID Number should be entered with no dashes
- Click on **GO**
- If a record is found, the student’s **Unique Access Code** should appear in green
- Click on **GO** again to view test results



Look Up Unique Access Code:

- ▶ Where's my access code?
- ▶ Cancel Look Up Unique Access Code