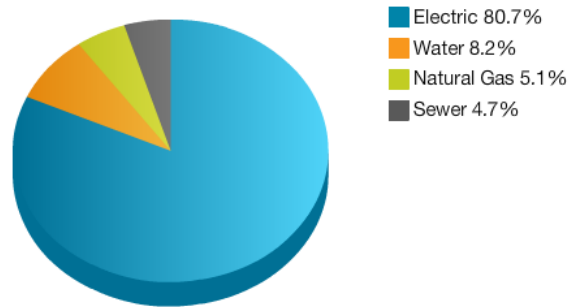


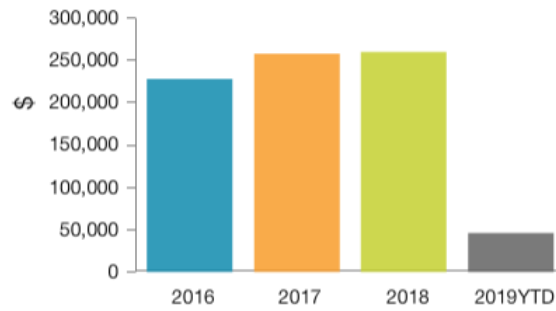


Energy Cost Percentage



NATURAL GAS COST

Total Cost Summary
(FY ends in Jun of year shown)



Time:		Commodity: Natural Gas		Created By:	
Year			Cost (\$)		
2016			227,797.37		
2017			257,909.77		
2018			260,183.46		
2019YTD			46,225.76		





Commodity: Natural Gas

Daily Average Cost

Percentage Change from
**Previous Year To
Current Year**



13.3 %

Current Year:

Oct 2017 - Sep 2018

\$762.16

Previous Year:

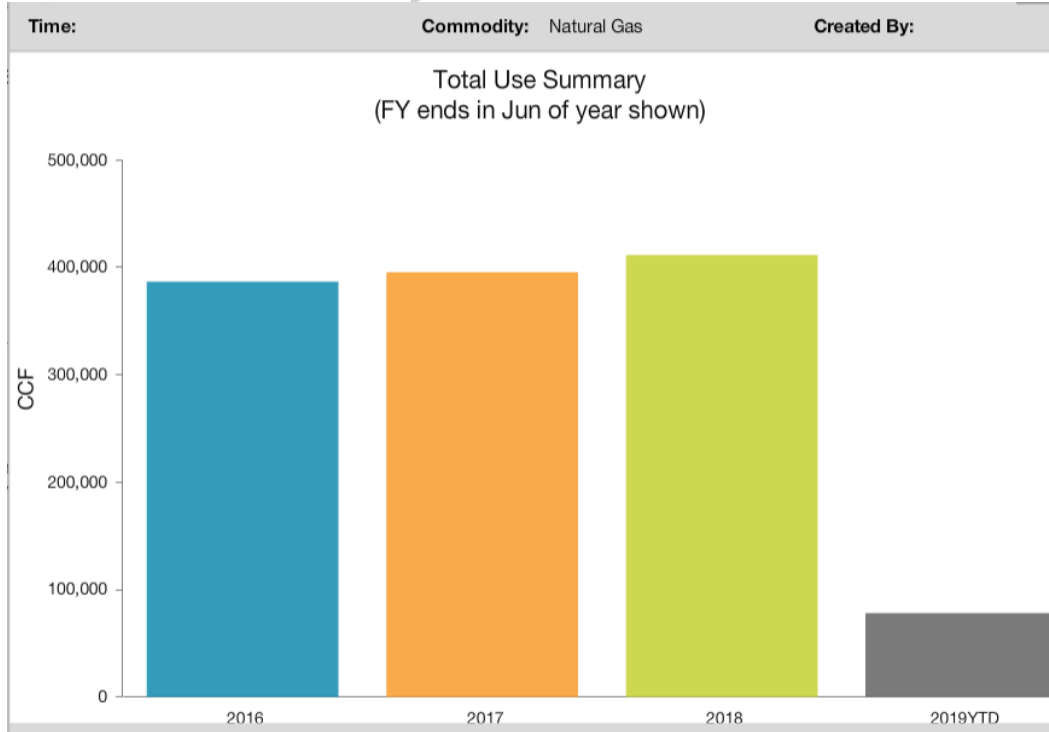
Oct 2016 - Sep 2017

\$672.61

Time:	Commodity: Natural Gas	Created By:
Year	Cost (\$)	
Oct 2016 - Sep 2017	672.6117	
Oct 2017 - Sep 2018	762.1666	



NOV 2018



Time:	Commodity: Natural Gas	Created By:
Year	Use (CCF)	
2016	386,803.49	
2017	395,610.35	
2018	411,654.97	
2019YTD	78,099.19	

CCF is the volume of **gas** used, and the abbreviation **means** 100 cubic feet of **gas**. An **MCF** equals 1,000 cubic feet of **gas**; one **MCF** equals ten **CCF**. Procurement or commodity charge is the amount you'll pay for your **gas**, based on your usage in a particular month.





Commodity: Natural Gas

Daily Average Usage

Percentage Change from
**Previous Year To
Current Year**



22.2 %

Current Year:

Oct 2017 - Sep 2018
1,240.13 CCF

Previous Year:

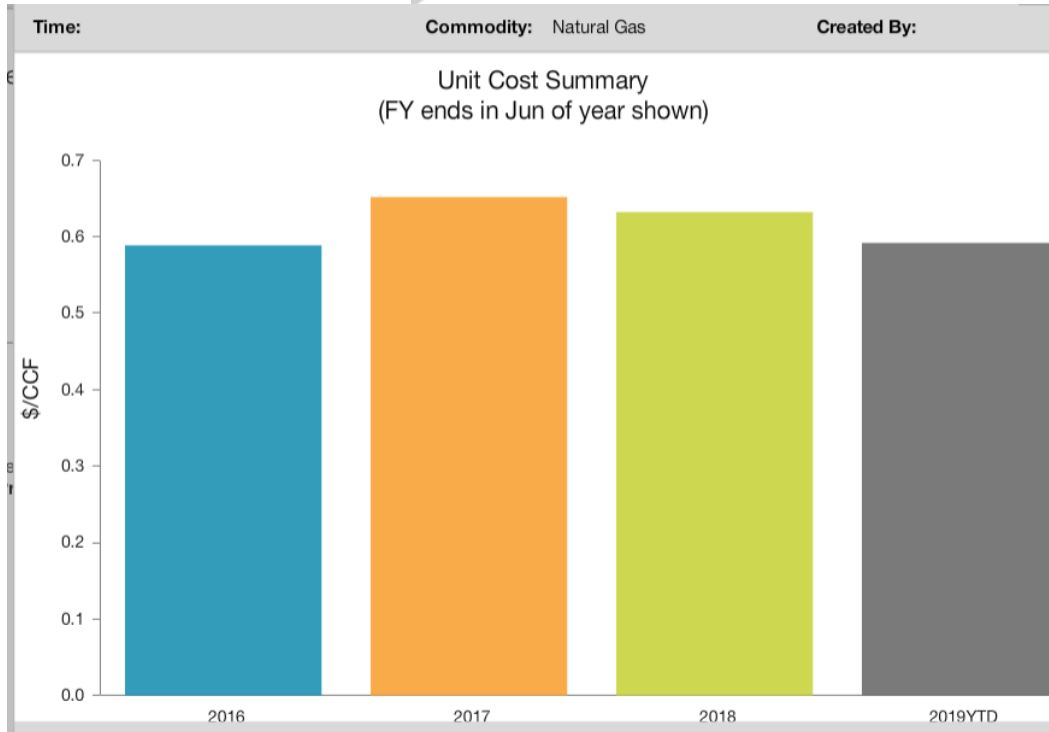
Oct 2016 - Sep 2017
1,014.71 CCF

Time:	Commodity: Natural Gas	Created By:
Year	Usage (CCF)	
Oct 2016 - Sep 2017	1014.710985	
Oct 2017 - Sep 2018	1240.137643	

CCF is the volume of **gas** used, and the abbreviation **means** 100 cubic feet of **gas**. An MCF equals 1,000 cubic feet of **gas**; one MCF equals ten **CCF**. Procurement or commodity charge is the amount you'll pay for your **gas**, based on your usage in a particular month.



NOV 2018



Time: **Commodity:** Natural Gas **Created By:**

Year	Unit Cost (\$/CCF)
2016	0.588
2017	0.651
2018	0.632
2019YTD	0.591





NOV 2018