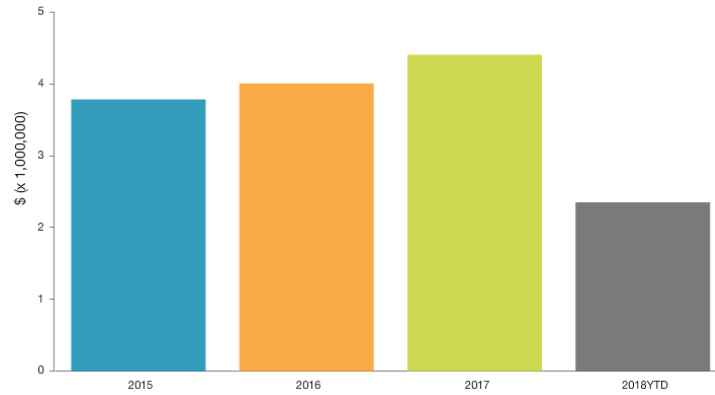


# Electric

Location: JUDSON ISD [JUDSON ISD]      Commodity: Electric      Created By: David Oehler  
 Time: 02/19/2018 1:02:08 AM

Total Cost Summary  
 (FY ends in Jun of year shown)



Year	Cost (\$)
2015	3,781,630.28
2016	4,005,000.11
2017	4,401,794.56
2018YTD	2,351,826.54

Location: JUDSON ISD [JUDSON ISD]      Commodity: Electric      Created By: David Oehler  
 Time: 02/19/2018 1:02:08 AM

## Daily Average Cost

Percentage Change from  
**Previous Year To  
 Current Year**



**1.0 %**

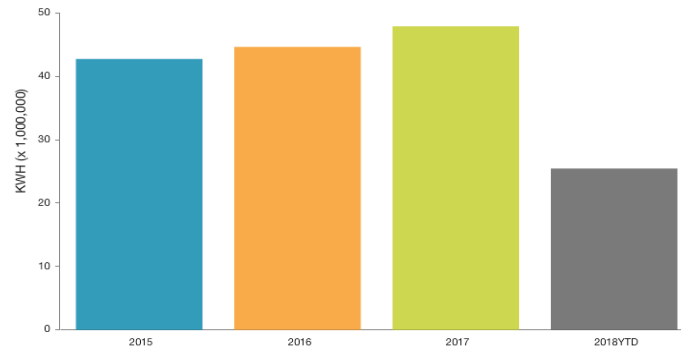
**Current Year:**  
 Jan 2017 - Dec 2017  
**\$11,599.68**

**Previous Year:**  
 Jan 2016 - Dec 2016  
**\$11,477.57**

# Electric

Location: JUDSON ISD [JUDSON ISD]    Commodity: Electric    Created By: David Oehler  
 Time: 02/19/2018 1:02:08 AM

Total Use Summary  
 (FY ends in Jun of year shown)



Year	Use (KWH)
2015	42,721,557.00
2016	44,628,184.00
2017	47,855,130.00
2018YTD	25,448,867.00

Location: JUDSON ISD [JUDSON ISD]    Commodity: Electric    Created By: David Oehler  
 Time: 02/19/2018 1:02:08 AM

## Daily Average Usage

Percentage Change from  
**Previous Year To  
 Current Year**



**3.0 %**

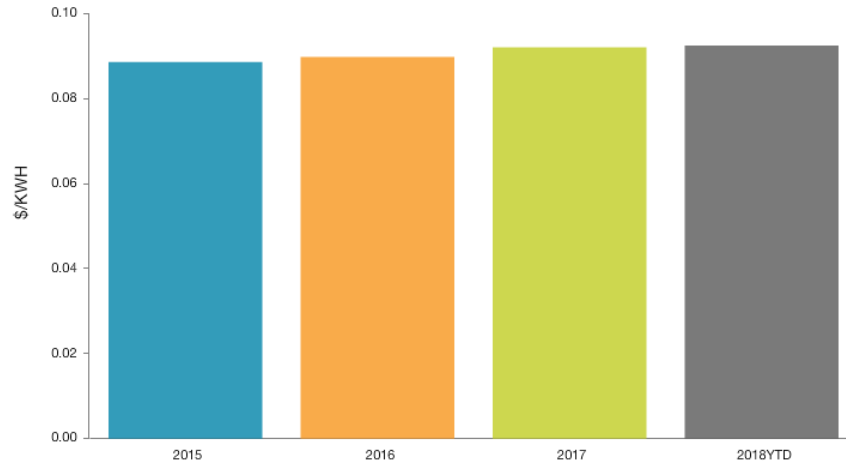
**Current Year:**  
 Jan 2017 - Dec 2017  
**123,631.63 KWH**

**Previous Year:**  
 Jan 2016 - Dec 2016  
**127,530.49 KWH**

# Electric

**Location:** JUDSON ISD [JUDSON ISD]      **Commodity:** Electric      **Created By:** David Oehler  
**Time:** 02/19/2018 1:02:08 AM

Unit Cost Summary  
(FY ends in Jun of year shown)



**Location:** JUDSON ISD [JUDSON ISD]      **Commodity:** Electric      **Created By:** David Oehler  
**Time:** 02/19/2018 1:02:08 AM

Total Demand Summary  
(FY ends in Jun of year shown)

