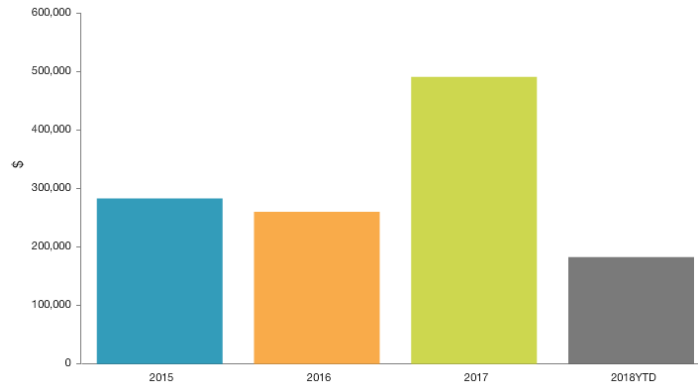


Water

Location: JUDSON ISD [JUDSON ISD] Commodity: Water Created By: David Oehler
 Time: 02/19/2018 1:02:08 AM

Total Cost Summary
 (FY ends in Jun of year shown)



Year	Cost (\$)
2015	282,905.20
2016	260,176.41
2017	490,427.16
2018YTD	182,664.82

Location: JUDSON ISD [JUDSON ISD] Commodity: Water Created By: David Oehler
 Time: 02/19/2018 1:02:08 AM

Daily Average Cost

Percentage Change from
 Previous Year To
 Current Year



9.6 %

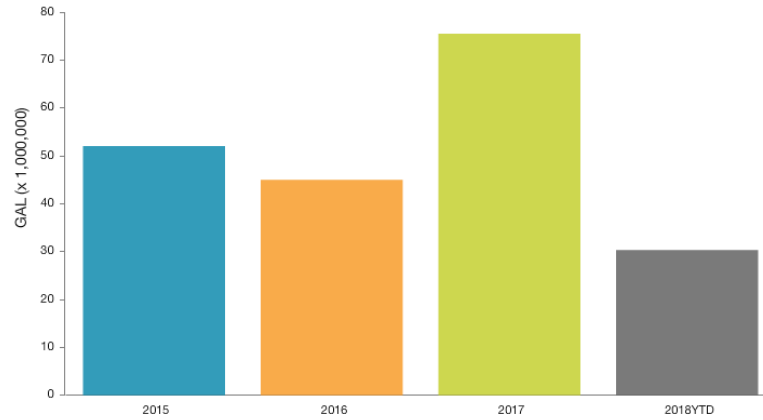
Current Year:
 Jan 2017 - Dec 2017
\$1,040.23

Previous Year:
 Jan 2016 - Dec 2016
\$1,151.32

Water

Location: JUDSON ISD [JUDSON ISD]
Commodity: Water
Created By: David Oehler
Time: 02/19/2018 1:02:08 AM

Total Use Summary
(FY ends in Jun of year shown)




Year	Use (GAL)
2015	52,050,774.02
2016	45,009,259.99
2017	75,513,689.59
2018YTD	30,334,562.96

Location: JUDSON ISD [JUDSON ISD]
Commodity: Water
Created By: David Oehler
Time: 02/19/2018 1:02:08 AM

Daily Average Usage

Percentage Change from
**Previous Year To
 Current Year**



5.2 %

Current Year: Jan 2017 - Dec 2017 167,151.47 GAL	Previous Year: Jan 2016 - Dec 2016 176,413.19 GAL
--	---

Water

Location: JUDSON ISD [JUDSON ISD]

Time: 02/19/2018 1:02:08 AM

Commodity: Water

Created By: David Oehler

Unit Cost Summary
(FY ends in Jun of year shown)

