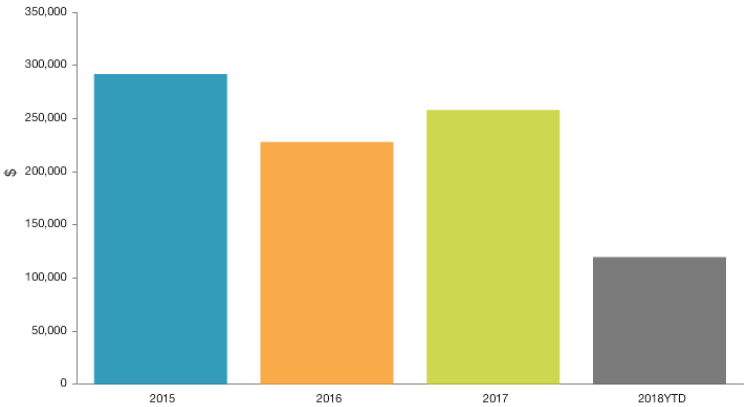


Gas

Location: JUDSON ISD [JUDSON ISD]
 Commodity: Natural Gas
 Created By: David Oehler
Time: 02/19/2018 1:02:08 AM


Total Cost Summary
(FY ends in Jun of year shown)



Year	Cost (\$)
2015	291,862.14
2016	227,797.37
2017	257,909.77
2018YTD	119,657.32

Location: JUDSON ISD [JUDSON ISD]
 Commodity: Natural Gas
 Created By: David Oehler
Time: 02/19/2018 1:02:08 AM

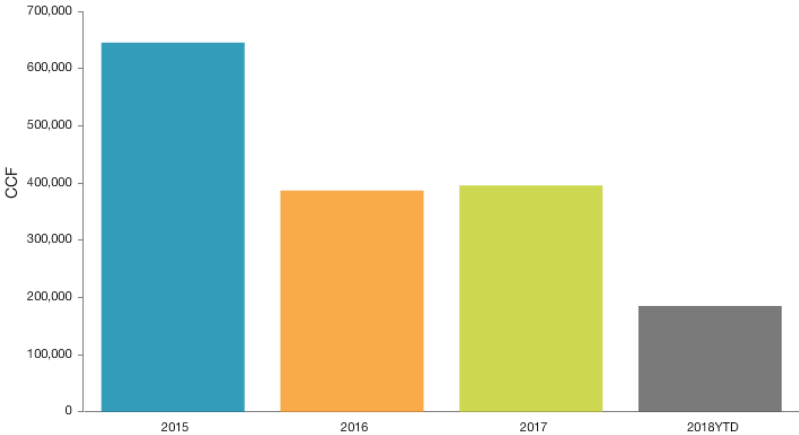
Daily Average Cost

Percentage Change from Previous Year To Current Year  5.6 %	Current Year: Jan 2017 - Dec 2017 \$659.73 Previous Year: Jan 2016 - Dec 2016 \$699.56
--	---

Gas

Location: JUDSON ISD [JUDSON ISD]
 Commodity: Natural Gas
 Created By: David Oehler
Time: 02/19/2018 1:02:08 AM

Total Use Summary
(FY ends in Jun of year shown)



Year	Use (CCF)
2015	645,141.48
2016	386,803.49
2017	395,610.35
2018YTD	184,897.92

Location: JUDSON ISD [JUDSON ISD]
 Commodity: Natural Gas
 Created By: David Oehler
Time: 02/19/2018 1:02:08 AM

Daily Average Usage

Percentage Change from
**Previous Year To
 Current Year**

16.8 %

Current Year: Jan 2017 - Dec 2017 978.86 CCF	Previous Year: Jan 2016 - Dec 2016 1,177.06 CCF
--	---

Gas

Location: JUDSON ISD [JUDSON ISD]

Time: 02/19/2018 1:02:08 AM

Commodity: Natural Gas

Created By: David Oehler

Unit Cost Summary
(FY ends in Jun of year shown)

